ICHOR LIFE SCIENCES™

Certificate of Analysis (CoA) – Finnrick Analytics

Test Article:	BPC-157
Finnrick Record ID:	zj8avwe
Label Claim:	10mg
CAS No:	137525-51-0
Storage:	-20°C
Appearance:	White to off-white powder

Report Date:	06-Oct-2026
Date Tested:	30-Sep-2026
Date Received:	29-Sep-2026

Results:

Target Molecular Mass (Da):	1418.7 Da
Target Known Fragment Masses (Da):	569, 617, 1039
Sample Observed Fragment Masses (Da):	569, 617, 1039
Identity Confirmation:	Confirmed BPC-157
Purity (%):	98.92%
Recovery (%):	118.2%
Net Peptide Content (mg):	11.8168

Images:

Sample as Received



Sample Resuspended



Ichor Life Sciences, Inc.
831 James Street, Syracuse, NY 13203
Phone: 315.677.8400
info@ichorlifesciences.com | www.ichorlifesciences.com

Finnrick Testing Certificate © 2026 Finnrick Analytics LLC and its suppliers, all rights reserved. Unauthorized distribution and modification prohibited.

ICHOR LIFE SCIENCES™

Certificate of Analysis (CoA) – Finnrick Analytics

HPLC Method:

Column	Xbridge Peptide BEH C18, 300 angstrom, 5µm, 4.6 mm x 150 mm
Mobile Phase A	Water + 0.1% Trifluoroacetic Acid
Mobile Phase B	Acetonitrile + 0.1% Trifluoroacetic Acid
Flow Rate	1 mL/min
Column Temperature	25°C
Injection volume	10 µL
Wavelength	215 nm

Gradient Flow Details

Time (min)	% Mobile Phase A	% Mobile Phase B
0	98	2
10	98	2
25	10	90
25.10	98	2
30	98	2

Mass Spectrometry Standard:

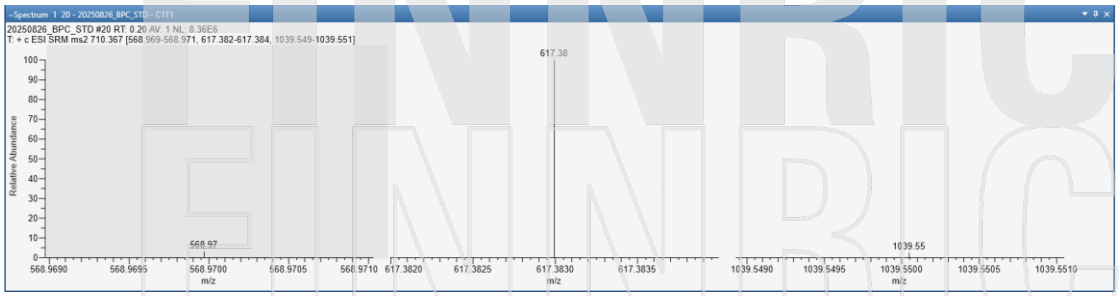

HPLC Results:

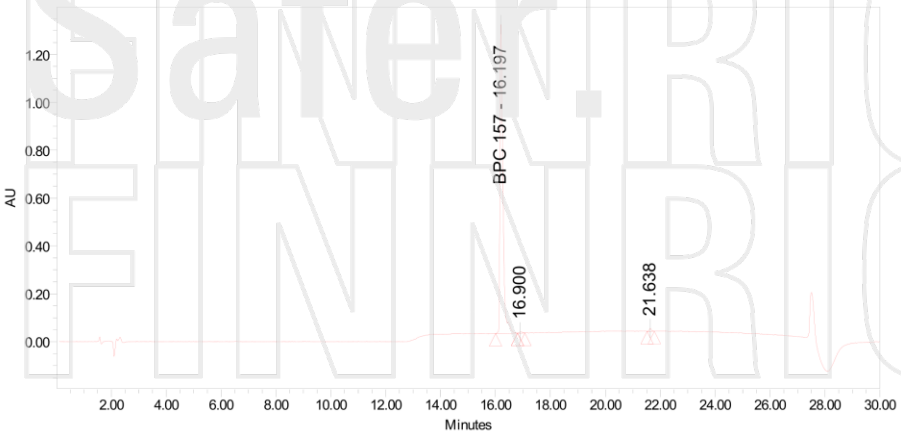

Ichor Life Sciences, Inc.
831 James Street, Syracuse, NY 13203
Phone: 315.677.8400
info@ichorlifesciences.com | www.ichorlifesciences.com

Finnrick Testing Certificate © 2026 Finnrick Analytics LLC and its suppliers, all rights reserved. Unauthorized distribution and modification prohibited.

ICHOR LIFE SCIENCES™

Certificate of Analysis (CoA) – Finnrick Analytics

Peak Results

	Name	RT	Area	Height	% Area
1	BPC 157	16.197	9657927	1296460	98.92
2		16.900	41764	5380	0.43
3		21.638	63688	11792	0.65

Methodology:

Identity Criteria:	Peptide samples were analyzed by direct infusion under positive electrospray ionization conditions. The neutral monoisotopic mass was calculated or generated through spectral deconvolution and compared with the theoretical monoisotopic mass calculated from the peptide sequence.
Purity Basis:	1 mL of purified water is added to the lyophilized powder in the vial, and the contents mixed to dissolve the lyophilized powder. An aliquot is taken from the vial and diluted to contain 1 gram per liter of the peptide. The diluted sample is then used for HPLC-UV analysis. The total area of all peaks in the chromatogram is calculated, and the area of the peak of the peptide is divided by the total area to obtain the chromatographic purity value, reported in percent. The area of the peptide is compared to the area of the peptide peak in a known standard to obtain a concentration in the solution. This concentration is used to calculate the total mass of peptide in the vial, which is compared to the stated mass (label claim) and reported as both total mass in the vial and as a percent of the label claim.
Disclaimer:	The analytical methods used here have not been evaluated or approved by the FDA. These results should be considered "For Research Use Only" and not used for diagnosis, treatment, prevention, monitoring or alleviation of a disease, injury or disability; and the results are not intended to be medical advice. The results have not been subjected to any conformity assessment or other regulatory review, or certified, approved, or cleared by any conformity assessment body or other regulatory body in any country for diagnostic use or any other purpose.
Acceptance Criteria	Peptide identity is “Confirmed” when both the percent purity of a sample is greater than or equal to 80%, and the percent recovery is greater than or equal to 50%. If the percent purity is less than 80%, or the percent recovery is less than 50%, the peptide is deemed “Not Confirmed.”

Approved by:	Title:	Signature:
Scott Campbell	Research Associate II	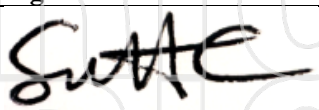

Ichor Life Sciences, Inc.
831 James Street, Syracuse, NY 13203
Phone: 315.677.8400
info@ichorlifesciences.com | www.ichorlifesciences.com

Finnrick Testing Certificate © 2026 Finnrick Analytics LLC and its suppliers, all rights reserved. Unauthorized distribution and modification prohibited.